

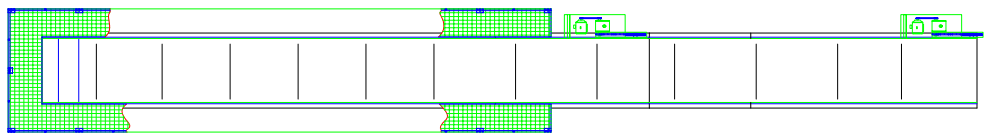
CHAIN EDGE STEEL & RUBBER BELT CONVEYORS

CONVEYOR SYSTEMS FOR ANY APPLICATION



AFFORDABLE CONVEYORS BUILT TO LAST

CONTACT US @ (877) 448-4443 OR WWW.GREENMACHINESALES.COM



OPEN & CLOSED FRAME CONVEYORS

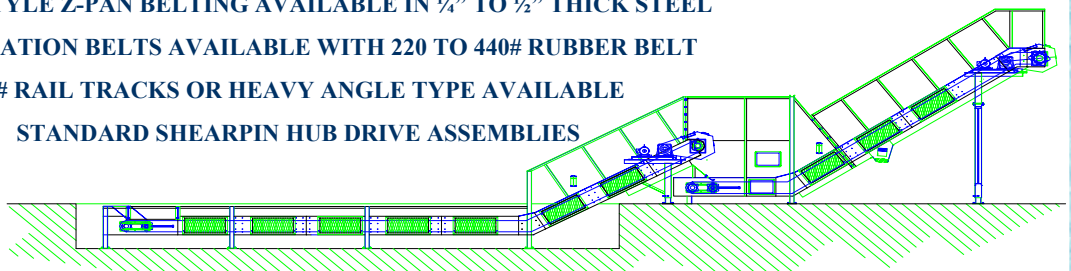
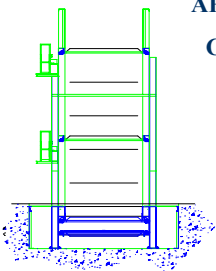
PIANO HINGE STEEL BELTING AVAILABLE IN 3, 6, 9 & 12" PITCH

APRON STYLE Z-PAN BELTING AVAILABLE IN ¼" TO ½" THICK STEEL

COMBINATION BELTS AVAILABLE WITH 220 TO 440# RUBBER BELT

30# RAIL TRACKS OR HEAVY ANGLE TYPE AVAILABLE

STANDARD SHEARPIN HUB DRIVE ASSEMBLIES



GREEN
GREEN MACHINE SALES, LLC
MACHINE